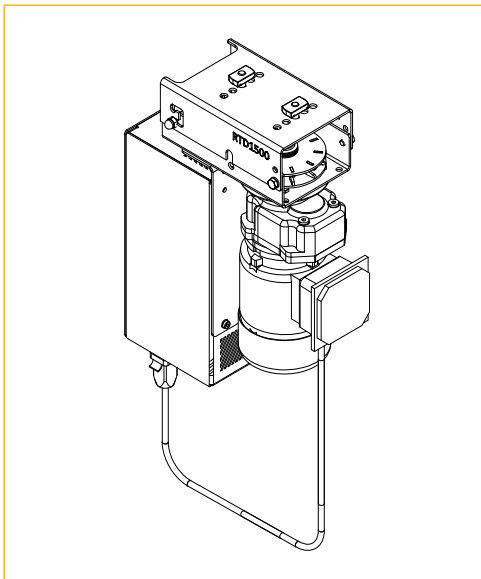


ROPE TRACK DRIVE 1500

TECHNICAL DATA SHEET

July 2018

The Rope Track Drive (RTD) systems facilitate motion of stage curtains or set pieces on a stage track by means of electric motors.

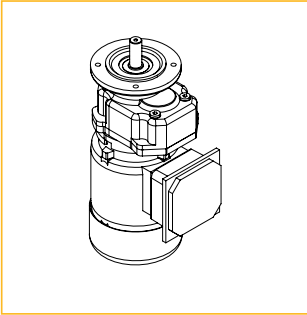


» SPECIFICATIONS

- Built up in 3 major parts: Rope transmission, Motor and Control Unit
- All connections are made with plugs which makes it easy for touring and installation.
- The control unit can be hung on the back or on the side of the motor or can be independent suspended.
- A choice of 3 motors with different speed and torque makes it flexible towards needs and demands in projects.
- Works with H100, ShowPipe and ShowTrack rail systems
- Equipped with an easy to use remote control with open, close & speed switch.
- Open, close and speed can be controlled by DMX.

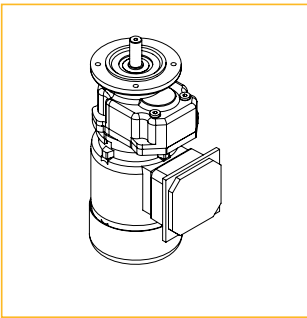
» **ELECTRONICAL AND MECHANICAL PROPERTIES**

» RTD 1500 • 101 rpm



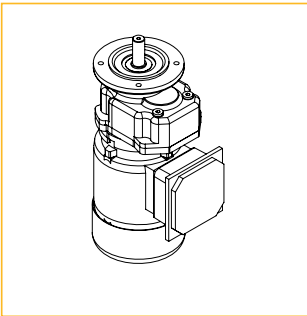
- Motor torque : 12 Nm
- Motro speed : 101 rpm
- Maximum rope force : 300 N
- Rope speed : 0 to 42 cm/sec
- Motor Power : 120 W
- Power in : 3 x 230 VAC 2.2 A
- Power connection : 20 A- PowerCON
- Duty Cycle : S1 - Continuous Duty

» RTD 1500 • 48 rpm



- Motor torque : 24 Nm
- Motro speed : 48 rpm
- Maximum rope force : 600 N
- Rope speed : 0 to 20 cm/sec
- Motor Power : 120 W
- Power in : 3 x 230 VAC 2.2 A
- Power connection : 20 A- PowerCON
- Duty Cycle : S1 - Continuous Duty

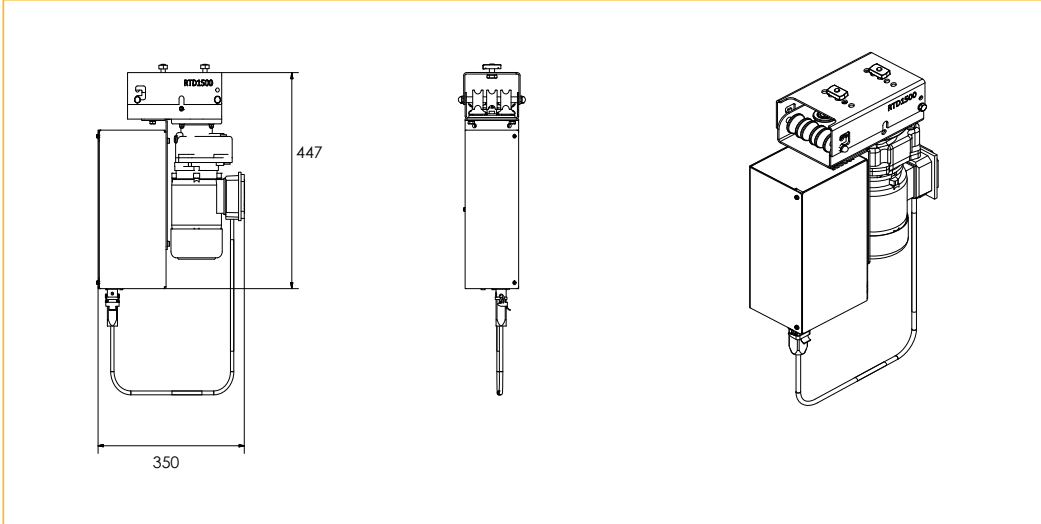
» RTD 1500 • 22 rpm



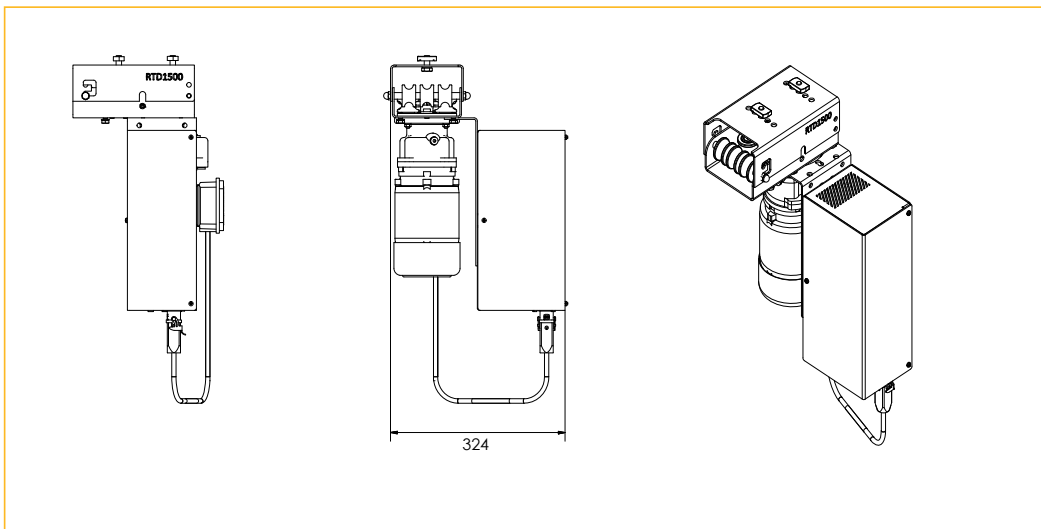
- Motor torque : 54 Nm
- Motro speed : 22 rpm
- Maximum rope force : 1350 N
- Rope speed : 0 to 9 cm/sec
- Motor Power : 120 W
- Power in : 3 x 230 VAC 2.2 A
- Power connection : 20 A- PowerCON
- Duty Cycle : S1 - Continuous Duty

» SETTINGS

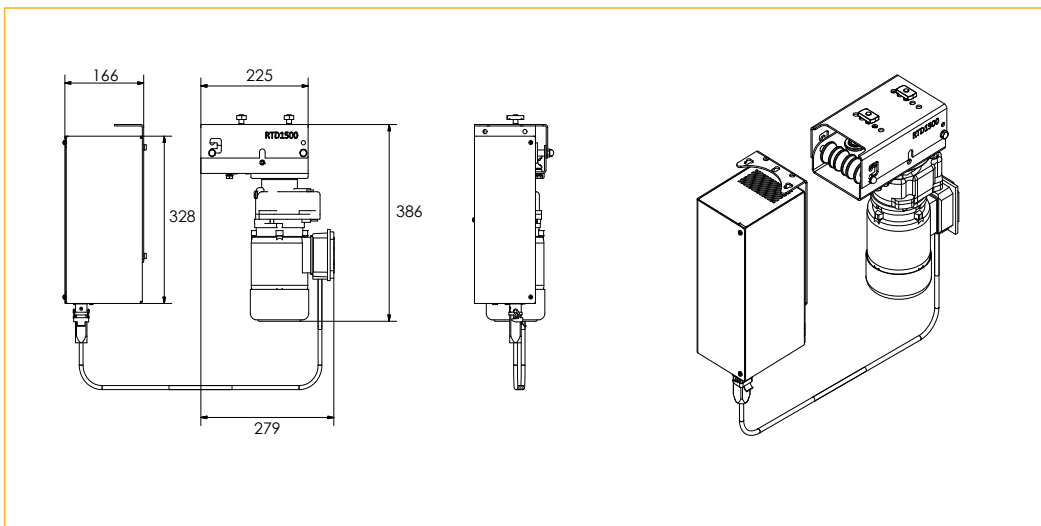
CONTROL UNIT AT THE BACK



CONTROL UNIT ON THE SIDE

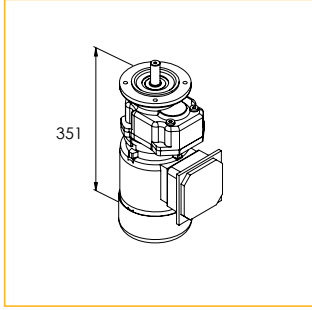


CONTROL UNIT INDEPENDENT



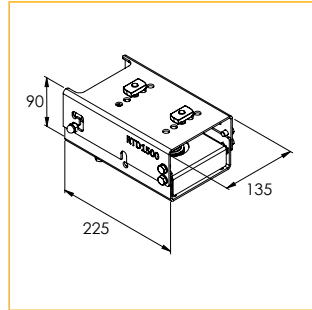
» COMPONENTS (MM)

MOTOR



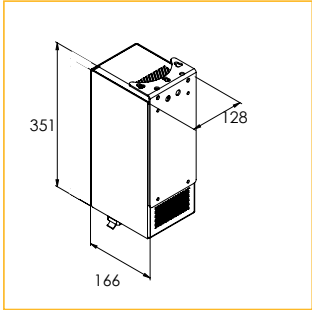
1. Motor

TRANSMISSION

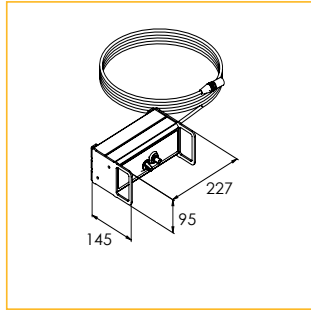


2. Rope Transmission

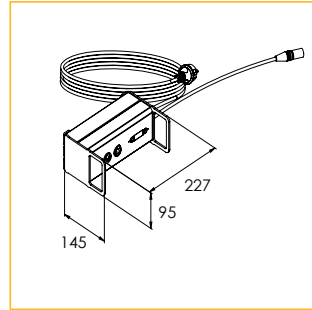
CONTROLLERS



3. Control Unit RTD 1500




4. RTD 1500 Remote Unit




5. RTD 1500 DMX Basic Module

CABLES

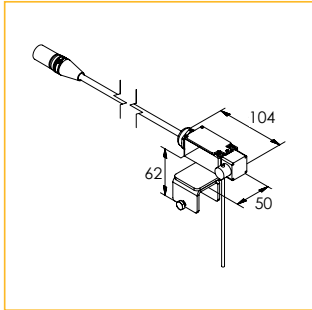


6. Extension Cable

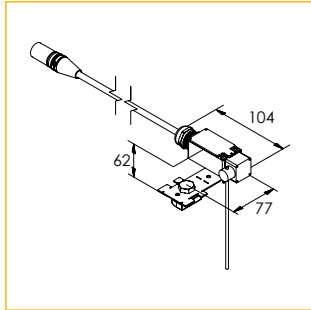


7. Power Cable

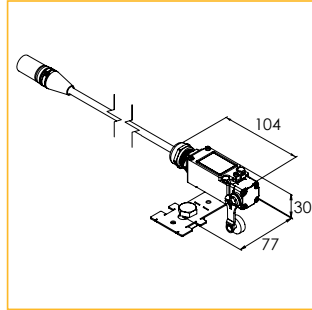
LIMIT SWITCHES



8. Limit Switch Set (Rail H100)



9. Limit Switch Set (ShowPipe)

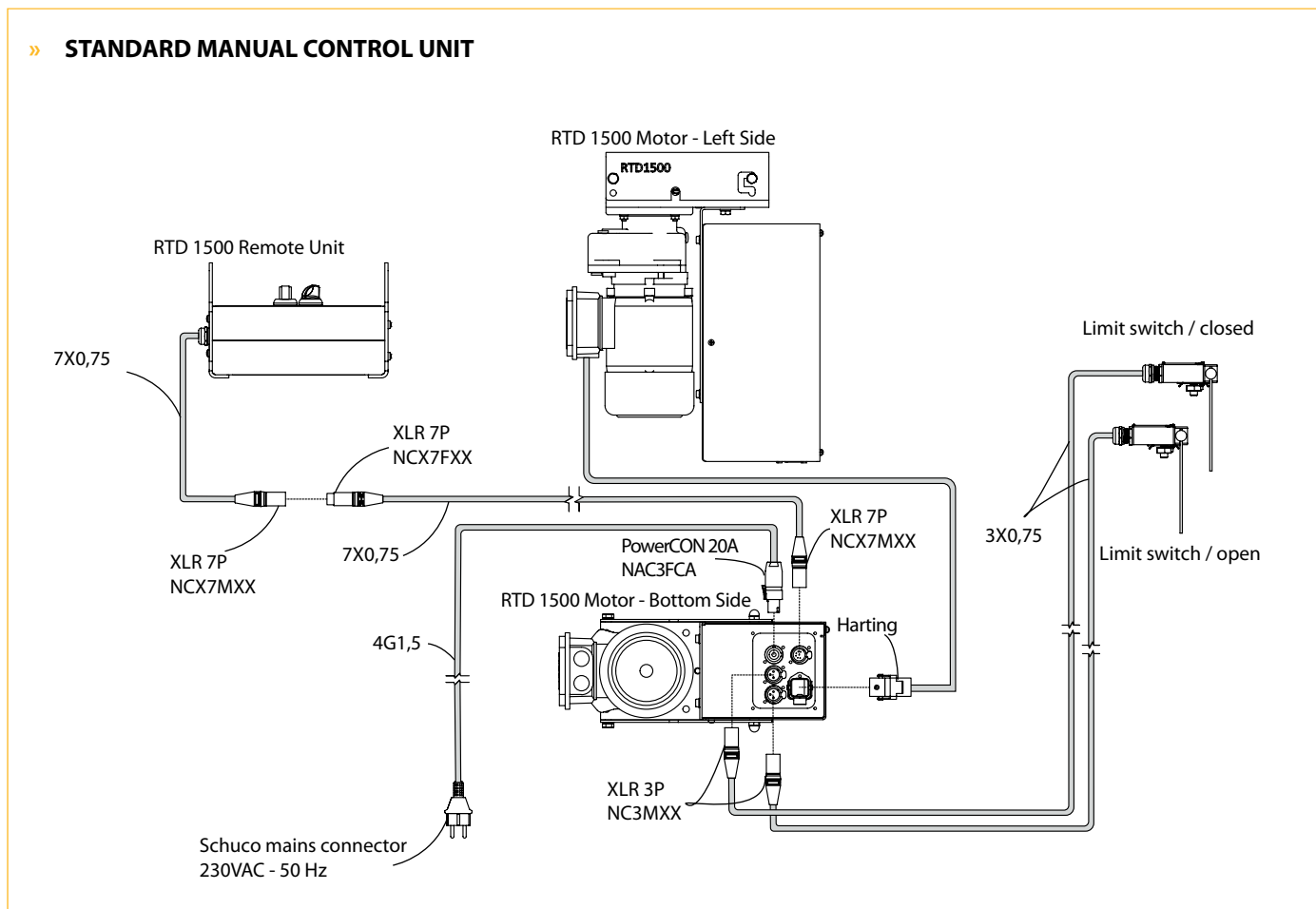


10. Limit Switch Set (ShowTrack)

NAME	ART.NR.	WEIGHT	INFORMATION
1. RTD 1500 Motor	8050 0713 2257	9.19 kg/pc	120 W • 3 x 230 VAC • 2.2 A • With cable and Harting plug
2. Rope Transmission	8050 0400 0017	3.84 kg/pc	
3. Control Unit RTD 1500	8050 0751 1507	6.46 kg/pc	
4. RTD 1500 Remote Unit	8050 0766 0040	5.40 kg/pc	
5. RTD 1500 DMX Basic Module	8050 0766 0300	1.92 kg/pc	Optional • With 2m control cable
6. Extension Cable	8140 7202 2500	2.60 kg/pc	Length : 25m
7. Power Cable	8150 0912 0027	0.43 kg/pc	Length : 2m
8. Limit Switch Set (H100)	8050 0770 0020	0.23 kg/pc	For Rail H100
9. Limit Switch Set (ShowPipe)	8050 0770 0010	0.23 kg/pc	For ShowPipe
10. Limit Switch Set (ShowTrack)	8050 0770 0025	0.23 kg/pc	For Showtrack

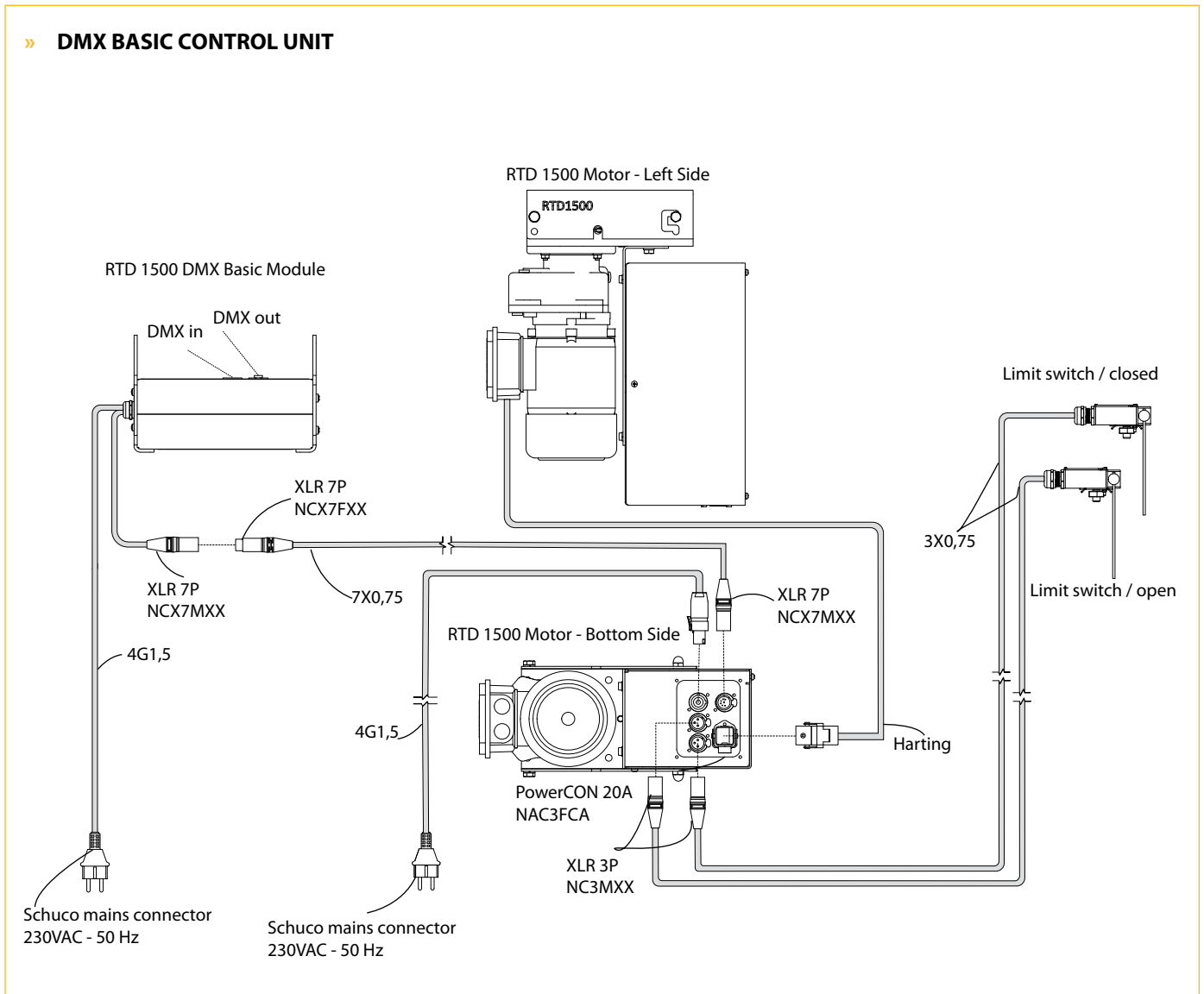
» ELECTRICAL WIRING & CONNECTORS

» STANDARD MANUAL CONTROL UNIT



» ELECTRICAL WIRING & CONNECTORS

» DMX BASIC CONTROL UNIT



HAVE A GREAT SHOW!
MORE INFO ON WWW.SHOWTEX.COM